

Quadratic Functions
© Dr. Laura J. Pyzdrowski

Names: _____

About this Laboratory


A quadratic function in the variable x is a polynomial where the highest power of x is 2. We will explore the domains, ranges, and graphs of quadratic functions. After completing this laboratory, you should be able to graphically approximate and algebraically determine such features as the intercepts, vertex, and shape of a quadratic function.

Enter the numerical coefficients of $f(x) = x^2+3x-7$ into the boxes for $\mathbf{f(x) = .}$

Select **Graph**. You will see the graph of the function. If possible, you will see the function in factored form and the coordinates of the vertex. The factored form will allow you to easily determine the intercepts if they exist.

Show your *algebraic* work here to compute the x-intercepts, y- intercept and vertex. If necessary, refer to your notes or book and clearly label each result. Algebraically determine the intercepts (as decimals to hundredths) and the vertex (coordinates as improper fractions) of your function.

Sketch your function here:



Compute the x-intercepts and y- intercept.
Clearly label each .

Compute the vertex.

Quadratic Functions
© Dr. Laura J. Pyzdrowski

A quadratic function is defined by a second-degree polynomial in one variable of the form $f(x) = ax^2+bx+c$. The parabola will open up when there is a minimum functional value and it will open down when there is a maximum functional value. If the leading coefficient is positive, there will be a minimum functional value. If the leading coefficient is negative, there will be a maximum functional value.

Which do you have a maximum or minimum value associated with the function? _____

What is this value? _____ (the y-coordinate)

Where does this value occur? _____ (the x-coordinate)

What is the domain of your function? (Remember that this is the set of x-values that may be plugged into your equation.) _____

What is the range of your function? (Remember that this is the set of y-values that may be obtained from the x-values that are plugged into your equation.) _____

Enter the information to let $f(x) = -x^2-5x-2$.


Select **Graph**.

Show your *algebraic* work here to compute the x-intercepts, y-intercept and vertex. If necessary, refer to your notes or book and clearly label each result. Algebraically determine the intercepts (as decimals to hundredths) and the vertex (coordinates as improper fractions) of your function.

Compute the intercepts and vertex. Clearly label each.

Quadratic Functions
© Dr. Laura J. Pyzdrowski

Sketch your function here:



Which do you have a maximum or minimum value associated with the function? _____

What is this value? _____

Where does this value occur? _____

What is the domain of your function? _____

What is the range of your function? _____

Let $f(x) = 2x^2 - 6x + 10$.

Select **Graph**.

Show work to determine the y-intercept and vertex. Show algebraic work to explain why there are no x-intercepts. Give the domain, range, and axis of symmetry. If necessary, refer to your notes or book and clearly label each result. Algebraically determine the intercepts (as decimals to hundredths) and the vertex (coordinates as improper fractions) of your function.

Clearly label each.

Quadratic Functions
© Dr. Laura J. Pyzdrowski

CP2*****

Use what you have learned about quadratic equations to solve the following problem:

A rain gutter is to be made of a metal sheet that is 10 inches wide by turning up the edges 90°. What depth will provide the maximum cross sectional area to allow the most water flow? What is the maximum cross sectional area?

Let x be the depth of the gutter and sketch a picture of the gutter with the length and depth labeled in terms of x .



Develop a formula for cross sectional area by letting x define the unknown quantity of depth that is to be the independent value.

$f(x) =$ _____

The order of the following steps is important:


Select **Draw Gutter** in the applet. Fill in the rectangle to set the sheet width in the applet as 10 and **press Enter** on the keyboard, then choose inches as the unit being used. Select **Refresh**.

Point the arrow to the model and drag until you have depths that are approximately equal to the values listed in the table below. Select **Capture Data Point** to choose and then record the area values by filling in the table below.

depth (in.)	Area (in. ²)
0	
1	
2	
3	
4	
5	

What happens to the cross sectional area as the depth size increases; give a complete answer.

Select **Plot Data Points** and then enter the area expression from the previous page into the equation box. Select **Plot Function**. Sketch a “complete graph” showing such things as intercepts and turning points. (Label the axes with appropriate words such as area, volume, ...)



What does the x variable represent in this example? _____

What does the $f(x)$, value represent in this example? _____

What is the domain of the **function**? _____
(Without respect to the problem.)

What is the range of the **function**? _____
(Without respect to the problem.)

What x values **make sense** for the **problem** we are solving? _____
These values make up the *restricted domain*. (Hint: Some values for x and y do not make sense for the box problem. Make a guess and come back to check this answer later.)

What y values **make sense** for the **problem** we are solving? _____
These values make up the *restricted range*. (Hint: Some values for x and y do not make sense for the box problem. Make a guess and come back to check this answer later.)

Quadratic Functions
© Dr. Laura J. Pyzdrowski

Solve to find the exact value of each x-intercept.

x-intercept: (_____, 0)

x-intercept: (_____, 0)

Describe the real life meaning or insight to the problem that the x-intercepts provide; that is, how do the coordinates relate to the numbers found in your gutter model and the restricted domain?

Solve to find the exact coordinates of the vertex. (_____, _____).

Describe the real life meaning of the vertex coordinates.

What depth will provide the maximum cross sectional area to allow the most water flow?
(Include dimensional units such as inches, centimeters, square inches, ...)

What cross sectional dimensions will provide the maximum area to allow the most water flow?
(Include dimensional units such as inches, centimeters, square inches, ...)

What is the maximum cross sectional area? (Include dimensional units such as inches, centimeters, square inches, ...)
